

Model ..XPE-32 Explosion-Proof Enclosures

For MINI-SCREEN[®], MICRO-SCREEN[®] or EZ-SCREEN[™] Emitters and Receivers



Features

- Explosion-proof enclosures for light screen emitters or receivers
 - Model **MS-XPE-32** includes hardware to mount 20", 24" or 28" MINI-SCREEN emitter/receiver
 - Model **US-XPE-32** includes hardware to mount 20", 24" or 28" MICRO-SCREEN emitter/receiver
 - Model **SS-XPE-32** includes hardware to mount 450 mm or 600 mm EZ-SCREEN emitter/receiver
- Cast aluminum box and machined aluminum cover are designed and manufactured to be in compliance with UL and CSA for the following hazardous atmospheres, per NEC Article 500: Class I, Division 1, Groups C & D and Class II, Division 1, Groups E, F, & G
- Inside of housing is pre-drilled and tapped for mounting hardware
- Standard 3/4"-NPT access is provided at bottom of enclosure for user-supplied explosion-proof conduit and fittings

Hardware

Hardware included with model MS-XPE-32 (for MINI-SCREEN; see Figure 1):

(4) Spacers

NOTE: Use also the hardware supplied with the MINI-SCREEN emitter or receiver (see Figure 1)

Hardware included with model US-XPE-32 (for MICRO-SCREEN; see Figure 2):

(2) Brackets

(4) M3 x 0.5 x 7 mm long Sems screws (fastens emitter or receiver to bracket)

(2) M6 x 1 x 8 mm long screws (fastens brackets to enclosure)

(1) Wrench

Hardware included with model SS-XPE-32 (for EZ-SCREEN; see Figure 3):

(2) Brackets

(4) M5 x 0.5 x 7 mm long Sems screws (fastens emitter or receiver to bracket)

(4) M6 x 1 x 8 mm long screws (fastens brackets to enclosure)

(1) Wrench



WARNING . . . To prevent ignition of hazardous atmospheres, all wiring must be contained in explosion-proof conduit, which has a suitable rating for the specific environment. All conduit runs must be terminated at the enclosure, using an explosion-proof conduit fitting which is suitable for the specific environment. Refer to Article 500 of the National Electrical Code, or the equivalent code for your country, for more information.

Always disconnect all sources of electrical current before opening the enclosure. Keep the enclosure tightly closed whenever any electrical circuit is "alive."

..-XPE-32 Explosion-Proof Enclosures

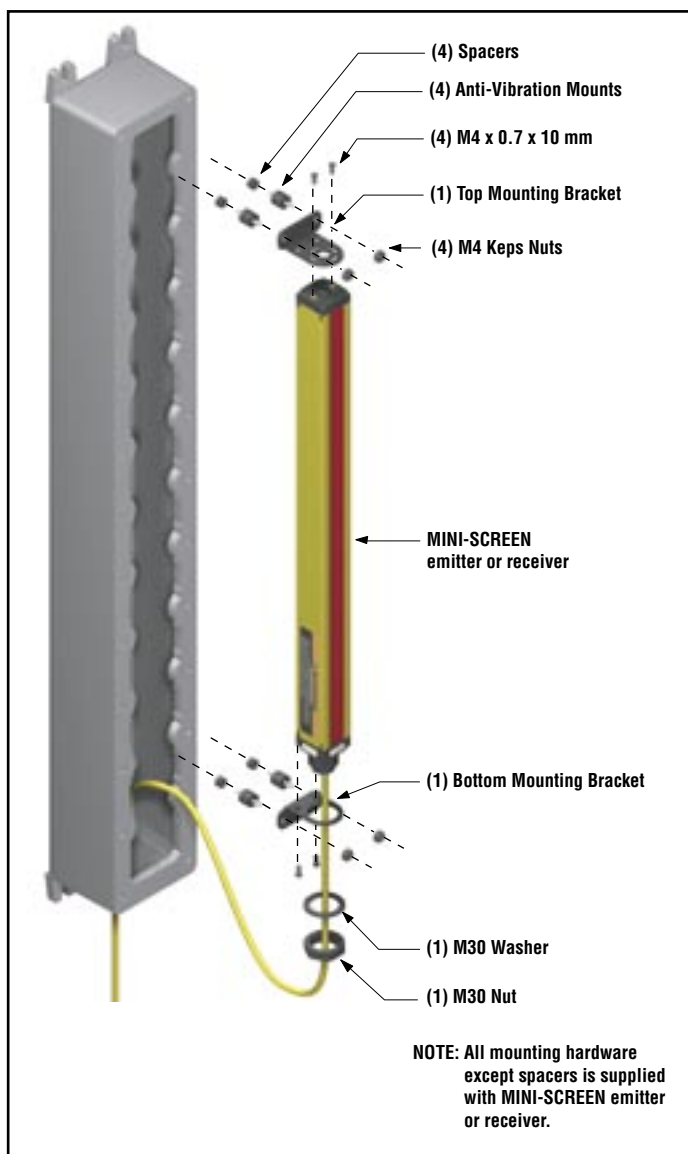


Figure 1. Model MS-XPE-32 Housing with Sensor Mounting Hardware

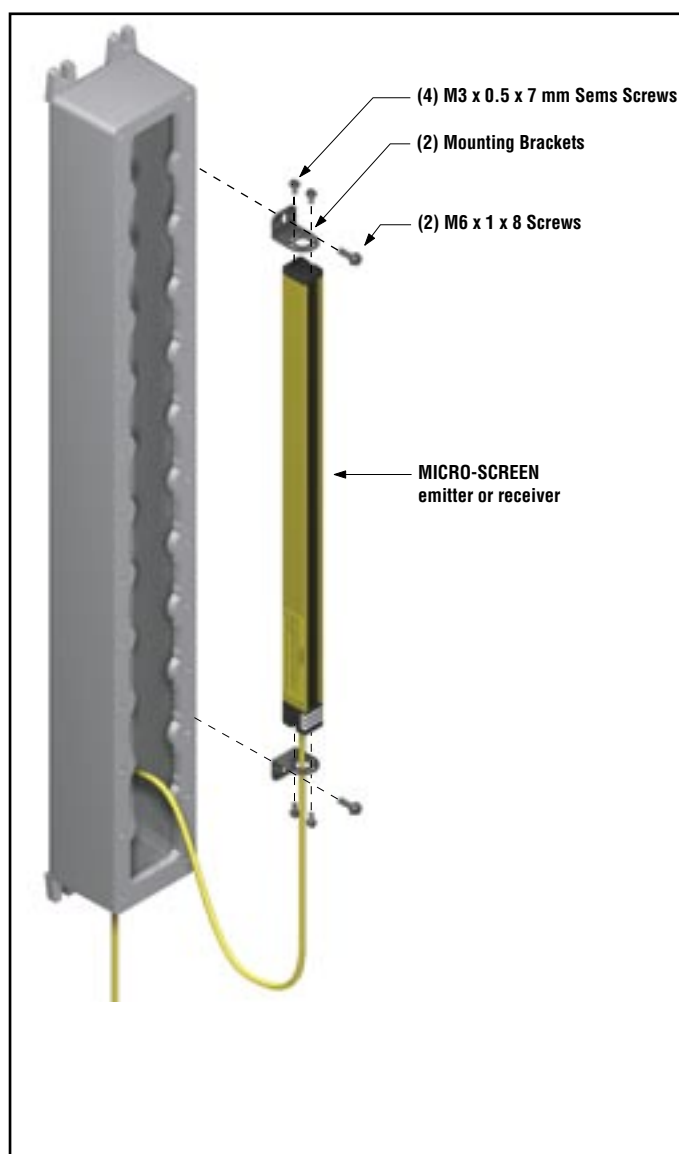


Figure 2. Model US-XPE-32 Housing with Sensor Mounting Hardware

..-XPE-32 Explosion-Proof Enclosures

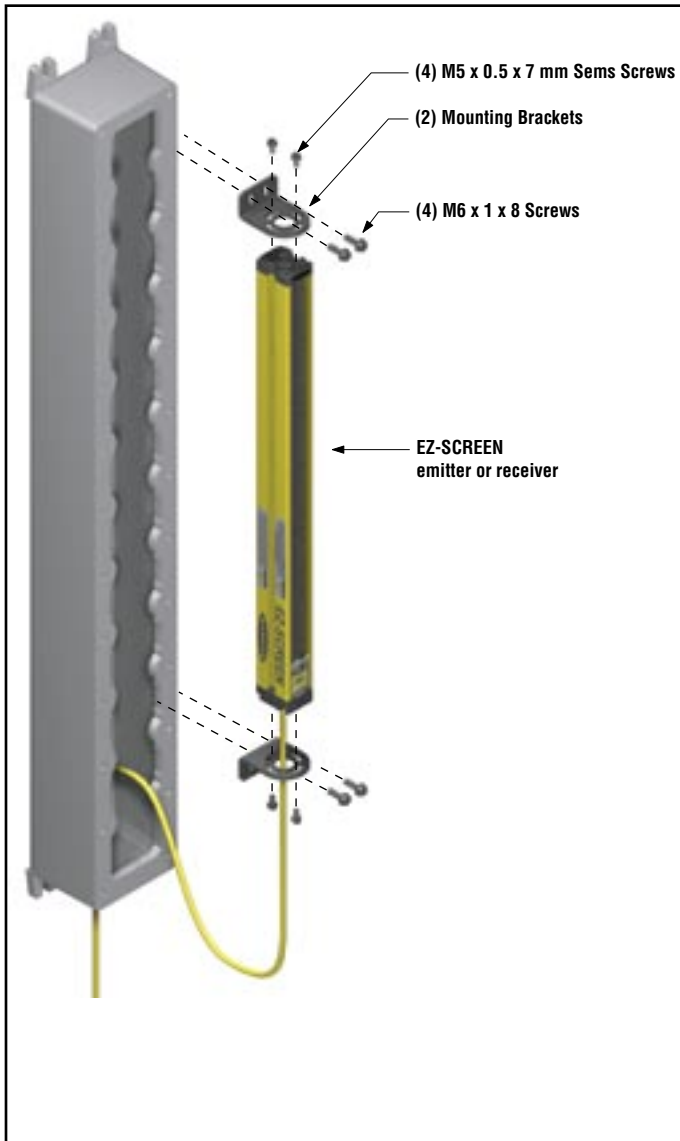


Figure 3. Model SS-XPE-32 Housing with Sensor Mounting Hardware

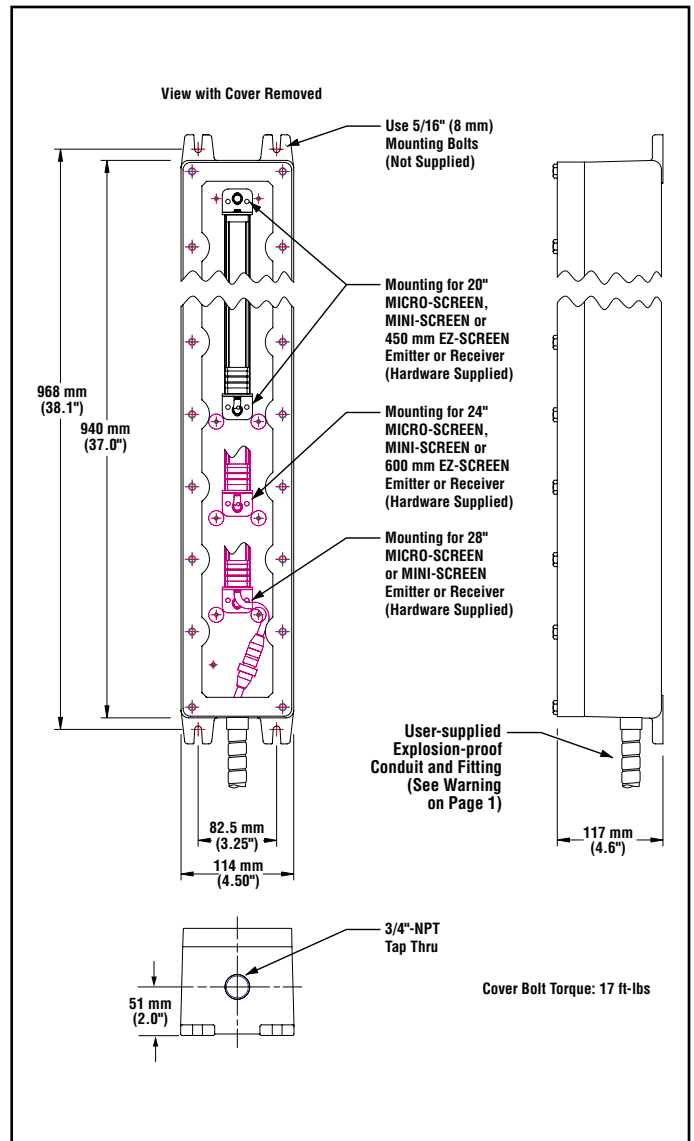


Figure 4. Enclosure dimensions and features

..-XPE-32 Explosion-Proof Enclosures



WARRANTY: Banner Engineering Corp. warrants its products to be free from defects for one year. Banner Engineering Corp. will repair or replace, free of charge, any product of its manufacture found to be defective at the time it is returned to the factory during the warranty period. This warranty does not cover damage or liability for the improper application of Banner products. This warranty is in lieu of any other warranty either expressed or implied.