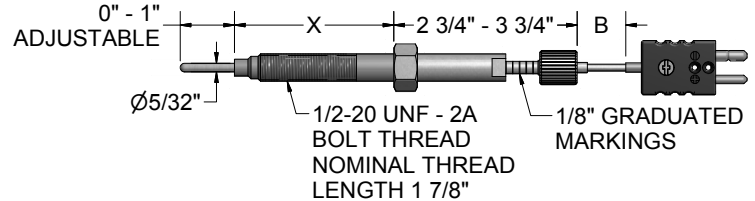
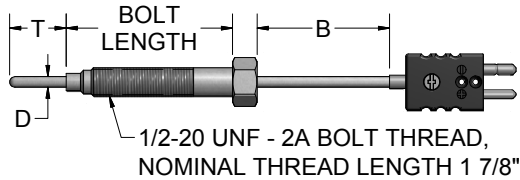
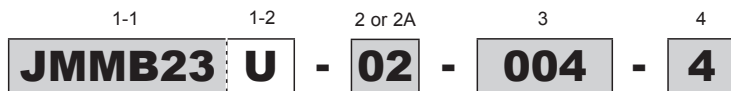


The melt-bolt thermocouples illustrated below are used on extruders and injection molding machines to directly measure the melt temperature of plastic as it moves down the extruder barrel. These melt-bolts are made with 300 series stainless steel and are constructed using a metal-sheathed MgO element. The fixed tip style consists of an MgO element brazed to the bolt at a specified tip length and is supplied with a grounded junction as standard. Pyromation's Precision Tip Re-adjustable Melt-Bolt Thermocouples come standard with a fast response exposed junction. The precision tip is manufactured from hardened stainless steel and creates a positive shut off to prevent the back flow of plastic into the bolt. The 5/32" O.D. tip has an adjustment range of 0"-1".



## ORDER CODES

**Example Order Number:**



### 1-1 Thermocouple Type

CODE		DESCRIPTION		
SINGLE	DUPLEX	TIP O.D. "D" DIM.	BOLT LENGTH	TIP STYLE
JMMB23	JJMMB23	1/8"	3"	Fixed
JMMB24	JJMMB24	1/8"	4"	Fixed
JMMB26	JJMMB26	1/8"	6"	Fixed
JMMB33	JJMMB33	3/16"	3"	Fixed
JMMB34	JJMMB34	3/16"	4"	Fixed
JMMB36	JJMMB36	3/16"	6"	Fixed
JAMB3E	JJAMB3E	5/32"	3"	Adjustable
JAMB6E	JJAMB6E	5/32"	6"	Adjustable

#### Other Element Types

For type E, K or T thermocouples, replace J in order code with required letter designation.

### 1-2 Junction

Grounded junctions supplied as standard on fixed tip melt-bolts and exposed tip junctions are standard on adjustable tip melt-bolts. For junction styles other than the standard, specify "U" for ungrounded or "G" for grounded junction.

### 2 Tip Length for Fixed Tip Melt-Bolt

CODE	"T" TIP LENGTH	CODE	"T" TIP LENGTH
00	Flush	08	1/2"
02	1/8"	12	3/4"
04	1/4"	16	1"

### 2A Tip Length for Adjustable Tip Melt-Bolt

CODE	"T" TIP LENGTH
01	Adjustable range 0" to 1"

### 3 MgO Extension "B"

CODE	DESCRIPTION
000	Connector 1/2" from bolt
---	Insert "B" length in inches using 3 digits

### 4 Terminations and Options

CODE	DESCRIPTION
4	Standard plug
5	Standard jack
6	Miniature plug
7	Miniature jack

#### Options

MC	Mating connector
CL	Compression L bracket