


The Series 810 1/8 DIN Panel Indicator is loaded with standard and optional features that provide a flexible and economical solution for almost any application. Customize the unit with just the functions your application requires, minimizing your cost. Features flexible input/output options and large LED display. The digital indicator is fitted with one latching relay as standard. Plug-in modules allow two additional relays, process variable retransmission, or transmitter power supply. Each alarm has its own LED indicator for fast identification of alarms. Configuration can be modified in the field through the front panel or through use of a computer interface.



### Features and Benefits

- Four-digit LED display
- Up To 3 Alarms
- Transmitter power supply option
- Min/Max value hold
- Engineering units
- PC configuration
- Process variable retransmit option

## TECHNICAL DATA

### General

Output Configuration	Up to 3 total, max 3 for alarms, max 1 for retransmit of PV, max 1 transmitter power supply
Alarm Types	Process high, process low, direct acting, process high, process low reverse and logical OR
Human Interface	3 button operation, 4 digit 13 mm high red display, plus set-up alarm, min and max indicators
PC Configuration	Off-line configuration from serial port to dedicated configuration socket

### Output and Options

Alarms Relay(s)	Contacts: SPDT 2 resistive at 240 V ac, > 500,000 operations, latching or non-latching
Retransmit Output	(0 to 20) mA or (4 to 20) mA, (0 to 10) V or (0 to 5) V into 500 Ω min. Accuracy typically ± 0.25%
Transmitter Power Supply	(20 to 28) V dc (24 V nominal) max load 910 Ω (22 mA at 20 V)

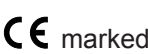

### Inputs

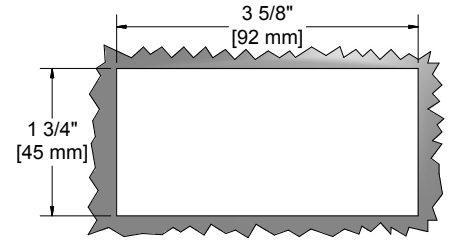
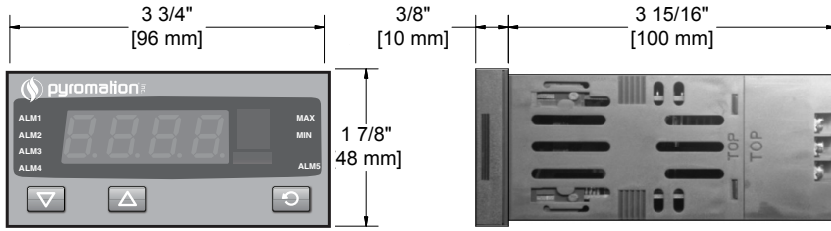
Thermocouple Types	J,K,R,S,T,B,L, & N
RTD	3-wire Pt100 ( $\alpha = 0.00385 \text{ } ^\circ\text{C}^{-1}$ ), 50 Ω per lead maximum (balanced)
DC Linear	(0 to 20) mA or (4 to 20) mA, (0 to 50) mV or (10 to 50) mV, (0 to 5) V or (1 to 5) V, (0 to 10) V or (2 to 10) V. Scalable -1999 to 9999, decimal point available
Impedance	> 100 MΩ for Thermocouple and mV ranges, 47 KΩ for V ranges and 4.7 Ω for mA ranges
Accuracy	± 0.25% of input span ± 1 LSD (T/C CJC better than 0.7 °C)
Sampling	4 s, 14 bit resolution (approximately)
Sensor Break Detection	< 2 second (except zero based DC ranges), high alarms activate (low for RTD, mA or V)

### Operating Conditions

Temperature & RH	(0 to 55) °C, 20% to 95% RH non-condensing, (-20 to 80) °C for storage
Power supply	(100 to 240) V ac 50/60 Hz 7.5VA
Front Panel Protection	IEC IP66 (Behind panel protection is IP20)

### Approvals

 CE marked	Unit complies with the legal requirements set forth by the EU regulations.
 UL	UL recognized component.



### ORDER CODES

**Example Order Number:**

**1** **810** - **2** **1** **3** **1** - **4** **00**

**1**

CODE	DESCRIPTION
810	(100 to 240) V ac

**3**

CODE	DESCRIPTION
0	Not Fitted
1	Relay
8	Transmitter Power Supply

**2**

CODE	DESCRIPTION
0	Not fitted
1	Relay
7	(4 to 20) mA Retransmit

**4**

CODE	DESCRIPTION
00	Non-Configured